


Prestta™ WLAN b/g/n Embedded Antenna
2.4GHz



Ethertronics' Prestta series of Isolated Magnetic Dipole™ (IMD) embedded antennas address the challenges facing today's product designers. IMD's high performance and isolation characteristics offer better connectivity and minimal interference. Prestta antennas can be used in a variety of applications including:

- Handsets
- Tablets
- M2M
- Automatic Meter Reading
- Healthcare
- Point of Sale
- Tracking

TECHNOLOGY ADVANTAGES



Stays in Tune
IMD antenna technology provides superior RF field containment, resulting in less interaction with surrounding components. Ethertronics IMD antennas **resist de-tuning**; providing a robust radio link regardless of the usage position.

Prestta antennas use patented IMD technology in a stamped metal configuration to provide high performance. IMD antennas requires a smaller design keep-out area, carry lower program development risk which yields a quicker time-to-market, without sacrificing RF performance.



KEY BENEFITS

DESIGN ADVANTAGES

Reduced Costs and Time-to-Market

- Standard antenna eliminates design fees and cycle time associated with a custom solution; getting products to market faster.

Greater Flexibility with Unique Form Factors

- Ethertronics' IMD technology helps you deliver more advanced ergonomic designs without adverse impact on product performance.
- SMD mountable design enables faster and lower cost manufacturing.

RoHS Compliant

- Ethertronics' antennas are fully compliant with the European RoHS Directive 2002/95/EC.

END USER ADVANTAGES

Unique Form Factors Support Advanced Industrial Designs

- Smaller, more efficient IMD embedded antennas break through restrictive design rules and provide new freedom in component placement.

Superior Range

- Better antenna function means longer range and greater sensitivity to critically precise signals—delivering greater customer satisfaction while building brand loyalty.

SERVICE AND SUPPORT

Extensive RF Experience

- Our Prestta antennas are supported by documentation, and when needed, by the expertise of RF engineers who have integrated hundreds of antenna designs into wireless devices.

Global Operations & Design Support

- Ethertronics' global operations supports an integrated network of design centers that can take projects from concept to production.

PRODUCT: Embedded 2.4GHz Antenna - P/N 1001013

Example: Ethertronics' BT & WLAN Internal (Embedded) Antenna Specifications.
 Below are the typical performances.

Electrical Specifications

Typical Characteristics

Measurements taken on a 50 x 70 mm ground plane.

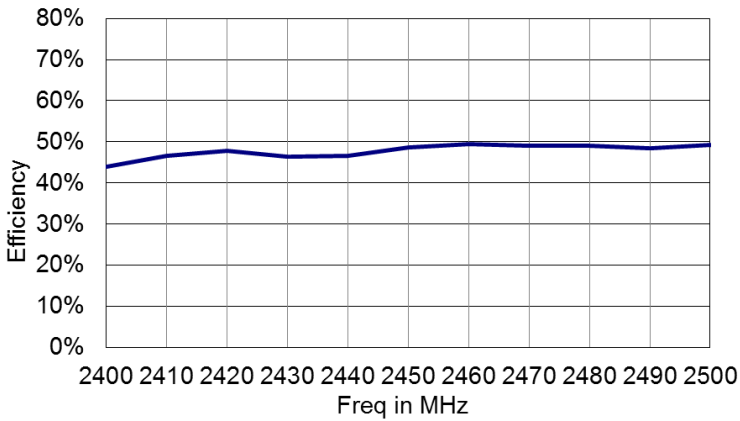
WiFi Antenna (MHz)	2400-2485 MHz	
	On Ground (no clearance)	Off Ground (with 4mm clearance)
Peak Gain	0.7 dBi	1.2dBi
Average Efficiency	48%	63%
VSWR Match	1.3:1 max	1.09:1 max
Feed Point Impedance	50 ohms unbalanced (other if required)	
Power Handling	2 Watt CW	
Polarization	Linear	

Mechanical Specifications

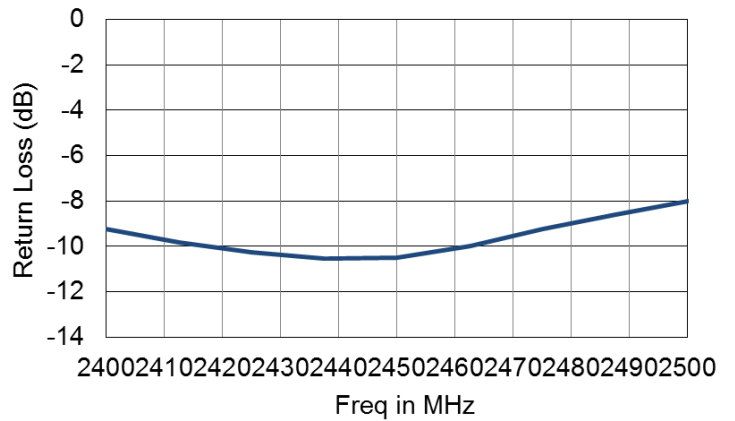
Maximum Dimensions	15.0x3.2x3.3mm
Mechanical Mounting	Antenna Assembly is Surface Mounted onto main PCB.
RF Mounting	RF and Ground feed pads are Surface Mounted onto main PCB.

P/N 1001013 performances on ground

Typical Efficiency

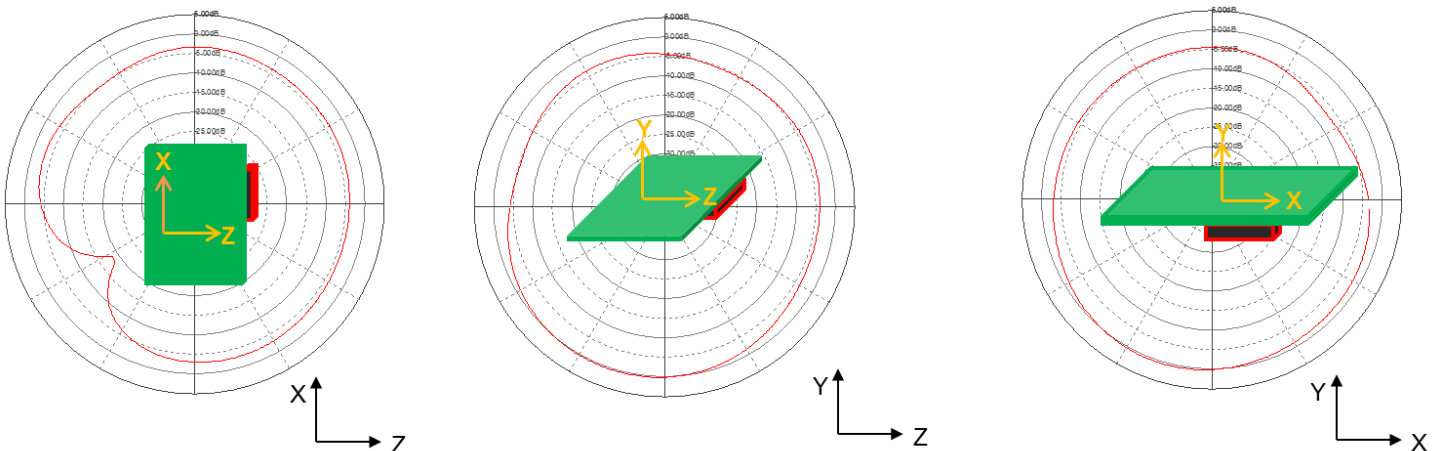


Typical Return Loss



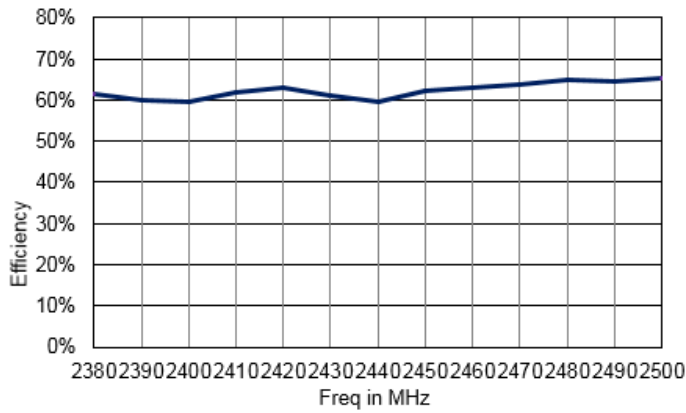
Antenna Radiation Patterns

Typical Performance (2450MHz)

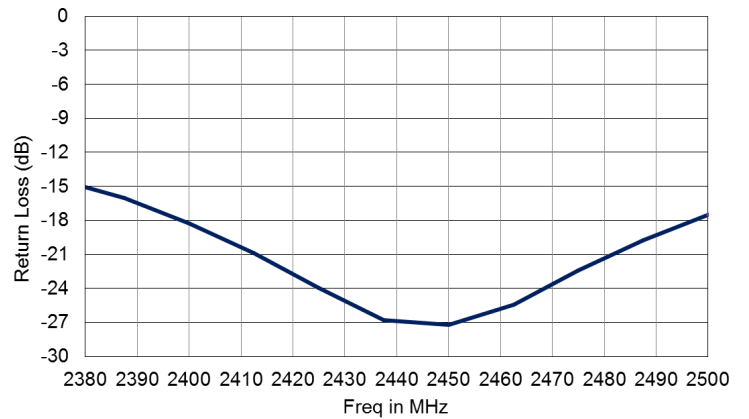


P/N 1001013 performances with 4mm ground clearance

Typical Efficiency

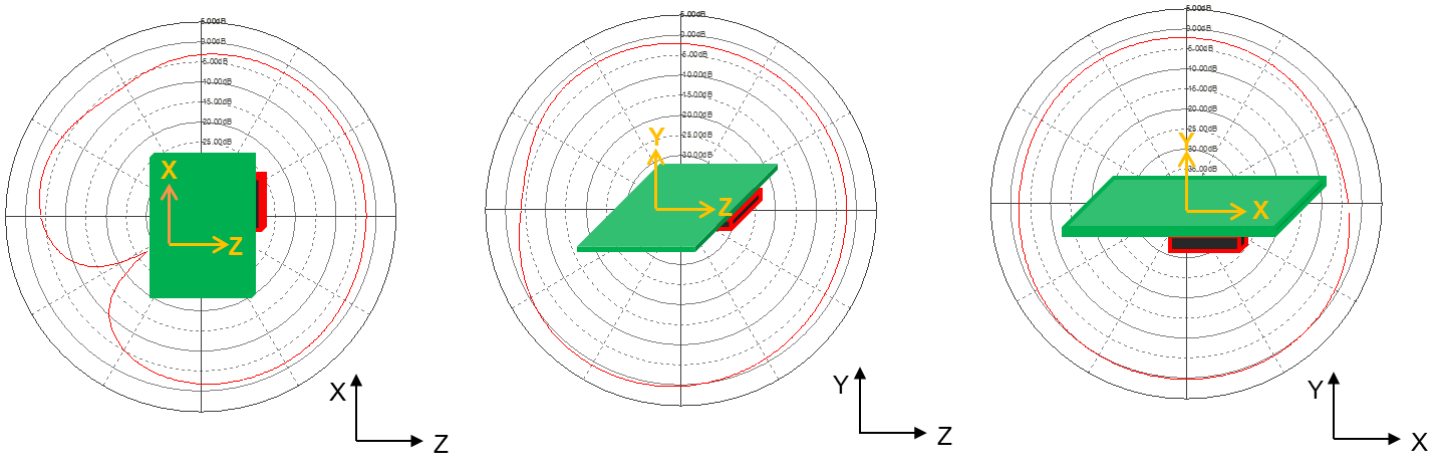


Typical Return Loss



Antenna Radiation Patterns

Typical Performance (2450MHz)



Antenna Layout

