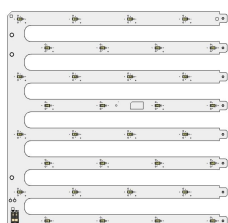
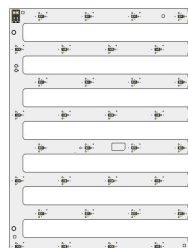


Data Sheet



<Finger-SQ32B>



<Finger-RT32B>

Finger-32LED			
Model Name	Finger-SQ32B, Finger-SQ32B		
Type	24V, 385mA		
Parts No.	CCT	Finger-SQ32B	Finger-RT32B
	3000K	SI-B8V09626001	SI-B8V09628001
	3500K	SI-B8U09626001	SI-B8U09628001
	4000K	SI-B8T09626001	SI-B8T09628001
	5000K	SI-B8R09626001	SI-B8R09628001
	6500K	SI-B8P09626001	SI-B8P09628001

SAMSUNG ELECTRONICS CO.,LTD.
SAN #24 NONGSEO-DONG, GIHEUNG-GU,
YONGIN-SI, GYEONGGI-DO, 446-711, KOREA



LED Module

Rev. No

Page

2.1

2 / 11

Revision History

Rev.No	Date	Page	Revision	Remark
1.0	April, 2014	-	The first preliminary specification is established.	-
1.5	April, 2014	-	The final specification is released.	-
2.0	May 2014	1,5	Higher flux version is added in the product list	-
2.1	June 2014	5	Min and Max values of higher flux version is added.	-

Contents

1	Products and Applications	3
2	Specification	3
3	Structure and Assembly	5
4	Approbation	9
5	Packing	10
6	Precautions In Handling	10

1. Products and Application

This specification defines general specification and performance for Flat panel LED module.

Samsung Finger-SQ32B, Finger-RT32B Modules target to replace conventional fluorescent lamps as T5, T8 and so on with LED solutions. Due to transferring LED, new luminaire transferred to LED can take more energy saving and longer life-time.

In special, Samsung has competitiveness in middle-power solutions. This module uses LM561B. Middle power solutions provide more homogeneous and higher efficient lights. Linear module has been designed to expand length simply and adopt easy connection way.

2. Specification

No	Item	Specifications	Unit	Remark
1	Dimension	SQ : 250 x 259 x 6.8 RT : 216 x 273 x 6.8	mm	Tolerance : $\pm 0.5\text{mm}$
2	Weight	SQ : 90g, RT : 82g	g	Tolerance : 5g
3	Rated Lifetime	50,000 hr	hr	L70B50 @Tc=80°C
4	Ingress Protection	N/A	-	-
5	Operating Temperature	Ta= -20 ~ +50	°C	not related lifetime
6	Storage Temperature	Ta= -40 ~ +80	°C	-

No.	Item	Specifications					Unit	Remark
		Sym.	Model	Min.	Nom.	Max.		
7	Luminous flux	Φ_v	3000K	1183	1310	1437	lm	@385mA, 24V Tp = 35°C
			3500K	1202	1330	1460		
			4000K	1240	1370	1507		
			5000K	1279	1420	1554		
			6500K	1243	1380	1510		
8	Efficiency	LPW	3000K	-	142	-	lm/W	@385mA, 24V Tp = 35°C
			3500K	-	145	-		
			4000K	-	149	-		
			5000K	-	154	-		
			6500K	-	150	-		
10	Operating Current	Iop	-	-	385	600	mA	-
11	Operating Voltage	Vdc	-	22.0	24.0	26.0	V	@385mA, Tp = 35°C
12	Power Consumption	-	-	-	9.2	-	W	@385mA, Tp = 35°C

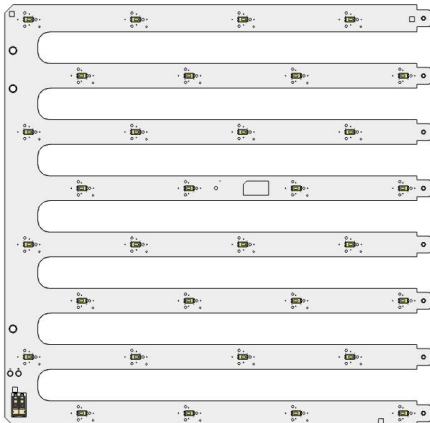
No.	Item	Specifications					Unit	Remark
		Sym.	Model	Min.	Nom.	Max.		
13	SDCM	-	~4000K	-	3	-	step	LED to LED @ initial time
			5/6500K	-	4	-		
14	Color Rendering Index	CRI	-	80	-	-	Ra	-
15	CCT	-	4000K	3,710	3,985	4,260	K	@385mA, 24V Tp = 35°C
			5000K	4,745	5,028	5,311		
			6500K	6,020	6,530	7,040		

※ Measurement tolerance of luminous flux becomes $\pm 7\%$ in the value,
 measurement tolerance of Vf becomes $\pm 0.3V$ in the value
 and the measurement tolerance of the color coordinates is ± 0.005 .

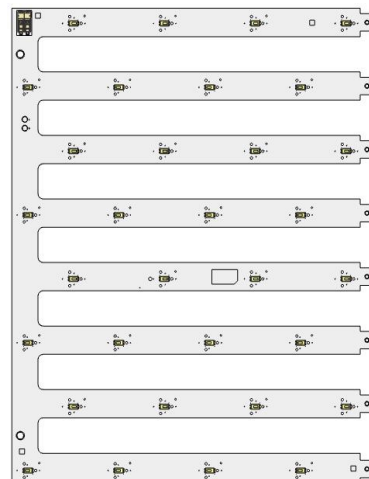
3. Structure and Assembly

3-1. Appearance

<Finger-SQ32B>

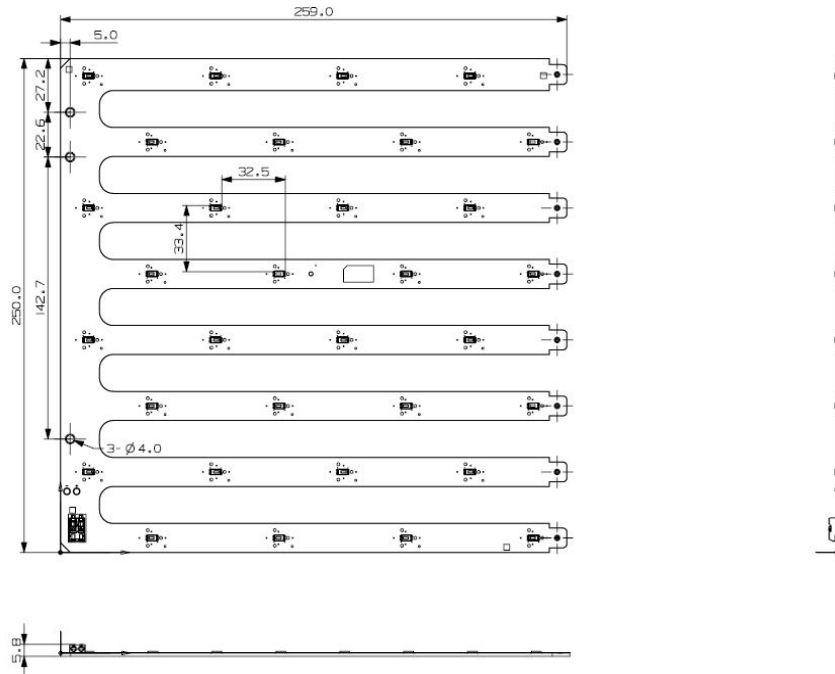


<Finger-RT32B>

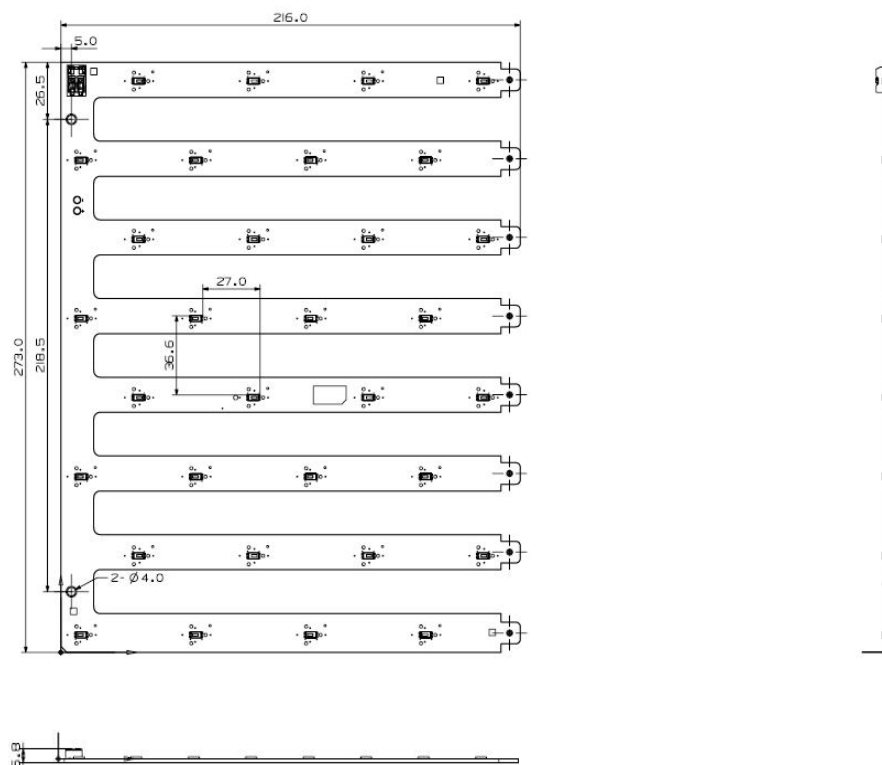


3-2. Dimension

(1) Finger-SQ32B



(2) Finger-RT32B



<Finger-SQ32B>


Item		Specifications
L	Length of PCB	259.0 ± 0.5 mm
W	Width of PCB	250.0 ± 0.5 mm
H1	Thickness of PCB	1.6 ± 0.1 mm
H2	Height of PCBA	6.8 ± 0.2 mm

<Finger-RT32B>

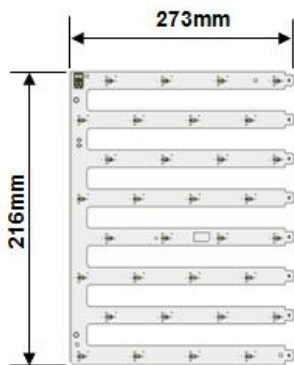
Item		Specifications
L	Length of PCB	273.0 ± 0.5 mm
W	Width of PCB	216.0 ± 0.5 mm
H1	Thickness of PCB	1.6 ± 0.1 mm
H2	Height of PCBA	6.8 ± 0.2 mm

3-3. Assembly

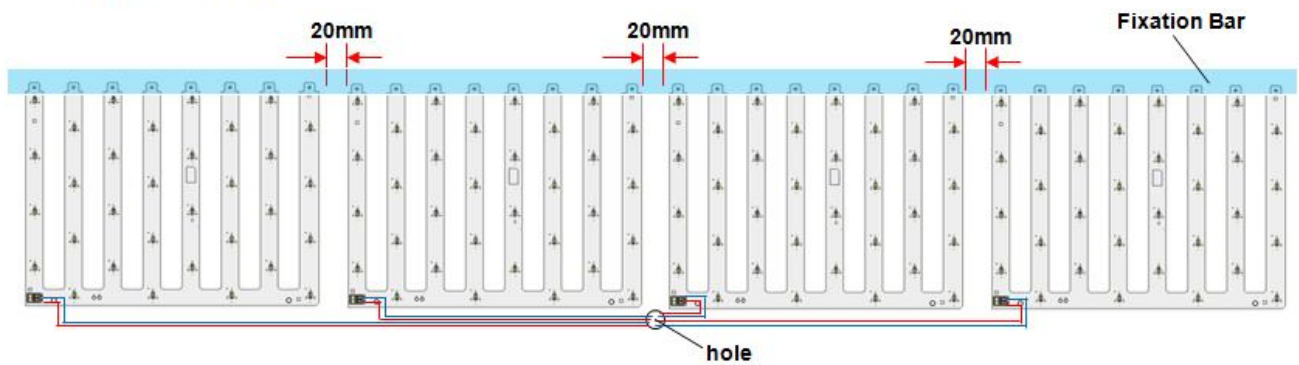
(1) Design case of 2x2 (600mm x 600mm) luminaire



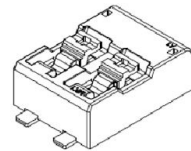
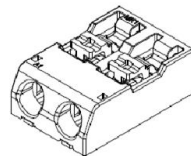
(2) Design Case of 1x4 (300 x 1200 mm) luminaire



Module Size



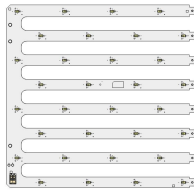
(3) Connector : Terminal strip type



AWG 24-18

- ① Insert solid conductors via push-in termination.
- ② Insert or remove fine-standard conductors by lightly pressing on push-button.

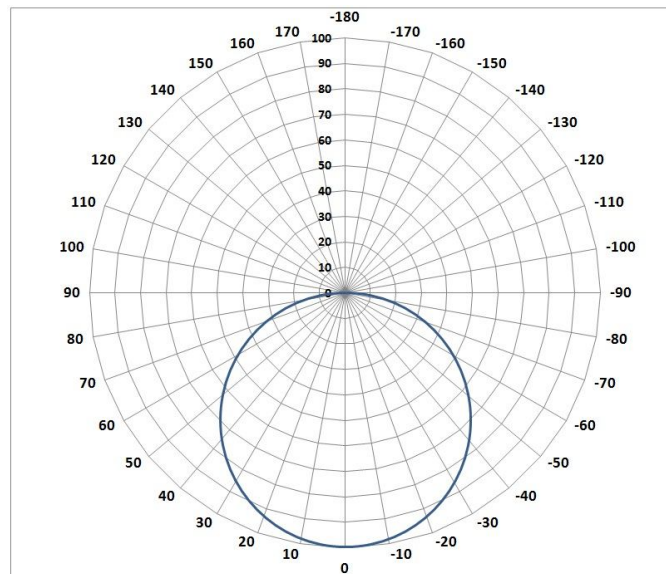
3-4. Structure



No.		Item	Specifications
Module Assembly	3-1	LED	LM561B : Middle Power LED 32 ea
	3-2	PCB	Material : Copper, Solder mask and Epoxy
	3-3	Connector	2-pin Poke-in type

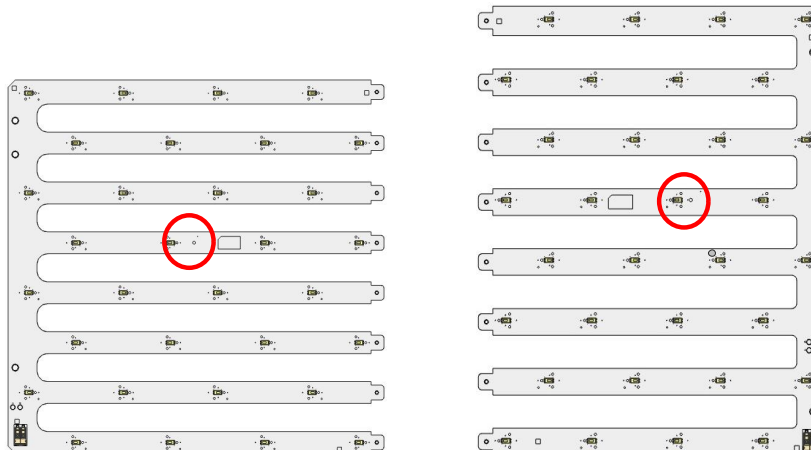
3-5. Light Distribution

(1) Polar Intensity Diagram : Beam Angle 115 ± 5 [°]



3-6. Thermal Management

(1) Tc Point : See the below red mark.



(2) Tc_life : Max temperature to reach 50,000 hours

- Tc_life = 80°C for >50,000 @ ≤ 400 mA (L70B50)

(3) Tc_max : Max temperature to operate

- Tc_max = 65 °C

4. Approbation

Item	Compliant to	Result / Remark
General	Eye safety : IEC62471	LM561B LED
Hazardous Substance & Materials	RoHS	Declared
	Reach	Declared
Certification	UL/cUL	E344519

5. Packing

5-1 Dimension & Module Q'ty

(1) Finger-SQ32

Item	1 box	1 pallet
Dimension	365 x 332 x 267 mm	1200 x 800 x 145 mm
Q'ty	60 modules	1800 modules, 30 boxes

(2) Finger-RT32

Item	1 box	1 pallet
Dimension	365 x 332 x 267 mm	1200 x 800 x 145 mm
Q'ty	60 modules	1800 modules, 30 boxes

6. Precautions In Handling

- 1) LED Lighting for white light are devices which are materialized by combining white LEDs.
The color of white light can differ a little unusually to diffuser plate(sign-board panel).

2) Handling

- Don't drop the unit and don't give the unit any shocks.
- Don't storage the Module in a dusty place or room.
- Don't take the unit to pieces.

3) Cleaning

- This LED Module should not be used in any type of fluid such as oil, organic solvent, etc.
- It is recommended that IPA(Isopropyl Alcohol) be used as a solvent for cleaning the LED Module.
- When using other solvents, it should be confirmed beforehand whether the solvents will dissolve the package and the resin or not. Freon solvents should not be used to clean the LEDs because of worldwide regulations. Do not clean the LED Module by the ultrasonic.
- Before cleaning, a pre-test should be done to confirm whether any damage to the LED Lighting will occur.

4) Static Electricity

- Static electricity or surge voltage damages the LED Lighting.

5) Discoloration

- VOCs (volatile organic compounds) may be occurred by adhesives, flux, hardener or organic additives which is used in luminaires (fixture) and LED silicone bags are permeable to it. It may lead a discoloration when LED expose to heat or light.
- This phenomenon can give a significant loss of light emitted(output) from the luminaires(fixture).
- In order to prevent these problems, we recommend you to know the physical properties for the materials used in luminaires, it requires to select carefully.

6) Risk of Sulfurization (or Tarnishing)

- The lead frame from Samsung Electronics is a plated package and it may change to black (or dark colored) when it is exposed to Ag (a), Sulfur (S), Cchlorine (Cl) or other halogen compound. It requires attention.
- Sulfide (Sulfurization) of the lead frame may cause a change of degradation intensity, chromaticity coordinates and it may cause open circuit in extreme cases. It requires attention.
- Sulfide (Sulfurization) of the lead frame may cause of storage and using with oxidizing substances together. Therefore, LED is not recommend to use and store with the below list.
: Rubber, Plain paper, lead solder cream etc.

7) Others

- If over voltage which exceeds the absolute maximum rating is applied to LED Lighting, it will cause damage Circuits(that LED is included) and result in destruction.
- Do not directly look into lighted LED with naked eyes for long time.

Samsung-Electronics may make changes to specifications and product descriptions at any time, without notice.

All rights reserved © 2014 Samsung Electronics Co., Ltd.

This is the last page.